



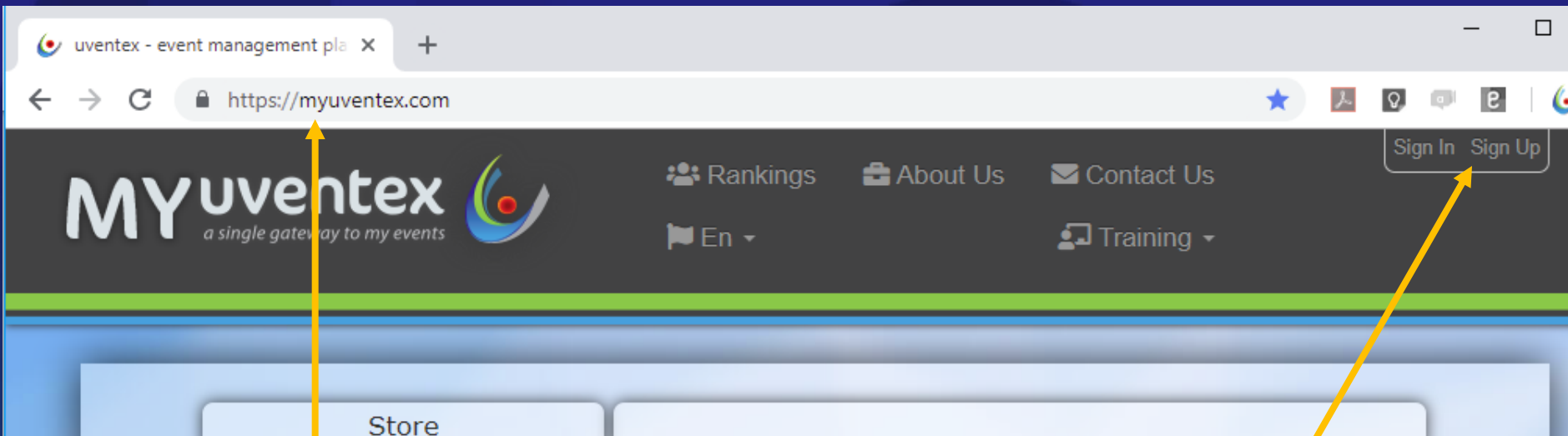
**uventex**

complete event automation

# Create A New Account

with Uventex Labs

# Create A New Account



**1**

## Open Browser

Open a Browser &  
Type in the Web Address:  
<https://myuventex.com>

**2**

## Click 'Sign Up'

Click Sign Up to create and New Account

# Create A New Account

a single gateway to my events

En

Training

Terms of Use    Sign In Information    Complete

## Terms of Use

### Web Site Terms and Conditions of Use

#### 1. Terms

By accessing this web site, you are agreeing to be bound by these web site Terms and Conditions of Use, all applicable laws and regulations, and agree that you are responsible for compliance with any applicable laws and regulations. If you do not agree with any of these terms, you are prohibited from using or accessing this site. The materials contained on this site are copyrighted by MYuventex. All rights reserved. Applicable copyright and trade mark law.

#### 2. Use License

- a. Permission is granted to temporarily download one copy of the materials (information, software, text, graphics, etc.) on your personal, non-commercial transitory viewing only. This is the grant of a license, not a transfer of title, and you may not:
  - i. modify or copy the materials;
  - ii. use the materials for any commercial purpose, or for any public display (commercial or non-commercial);
  - iii. attempt to decompile or reverse engineer any software contained on MYuventex web site;
  - iv. remove any copyright or other proprietary notations from the materials; or
  - v. transfer the materials to another person or "mirror" the materials on any other server.
- b. This license shall automatically terminate if you violate any of these restrictions and may be terminated by MYuventex at any time. Upon terminating your viewing of these materials or upon the termination of this license, you must destroy any downloaded materials in your possession whether in electronic or printed format.

Yes, I accept the Terms and Conditions

3

**Read Terms & Conditions  
Click 'Yes' to Accept  
Click 'Next'**

Next

# Create A New Account

Sign In Sign Up



Rankings

About Us

Contact Us

En

Training

4

Enter your 'Email' Address  
Choose a 'Password'  
Enter your 'First Name'  
Enter your 'Last Name'  
Choose your 'Gender'

Terms of Use

Sign In Information

Complete

## Sign In Information

Email \*

Password \*

At least 8 characters long and must contain at least one letter and one number.

First Name \*

Last Name \*

Gender \*  Male  
 Female

We respect your privacy and do not share your information with third parties. You should receive an email confirming your registration shortly.

5

Click 'Submit'

Submit

# Create A New Account


Terms of Use

Sign In Information

Complete

Thank You for the Registration

Thank you for registering with MYuventex!

 Home

**6**

Click 'Home'

# Create A New Account



Rankings

About Us

Contact Us

En

Training

Sign In Sign Up

7

Click 'Sign In'



example@uventex.com

.....

Remember Me

[Forgot your password?](#)

Continue

Sign up now

or

Sign in with Facebook

Sign in with Google

8

Enter Email & Password

9

Click 'Continue'

# Create A New Account

The screenshot shows the MYuventex website interface. At the top left is the logo "MYuventex a single gateway to my events". The top navigation bar includes links for "My Divisions", "Rankings", "About Us", "Contact Us", "En", and "Training". The user's email address "example@uventex.com" is displayed in the top right corner. A dropdown menu is open, showing a "SETTINGS" section with the following options: "My Profile", "My Order", "My School", "My Divisions", "My Results", "My Check-In", "Mobile Pass", "Live Scoring", and "Sign Out". A yellow arrow points from the email address to the dropdown menu, and another yellow arrow points from the "My Profile" option to a callout box below.

Store

All Events

Type name of the event

January

SU	MO	TU	WE	TH	FR	SA
		1	2			
6	7	8	9			
13	14	15	16			
20	21	22	23	24	25	26
27	28	29	30	31		

**10**

**Click Email**

Click your email for more options

**11**

**Click 'My Profile'**

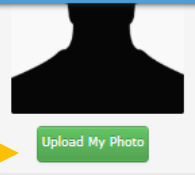
Click My Profile to enter profile information

# Create A New Account

12

## Upload a Photo

Click 'Upload My Photo' if you wish to display your picture on the Scoreboard



13

## Enter your Information

Enter all your information

Password Confirmation \*

Allow Email Subscription

Name \*

Gender \*  Male  Female

Age \*  Date of Birth  /  /

Country \*  State \*

Address \*

City \*  Postal Code \*

Phone Number   Allow text messages

Martial Arts School

Instructor

Country

State

Weight \*  lbs

14

## Click 'Apply'

You are Done!



# Thank you

If you have any Questions  
Please Contact:

Our Support Team  
Email: [support@uventex.com](mailto:support@uventex.com)